

The background of the advertisement is a high-quality photograph of a wooden floor made of light-colored planks. Scattered across the floor are several fresh flowers: a large orange carnation, a cluster of small purple flowers, and a blue thistle-like flower. A pair of green-handled pruning shears is positioned in the upper right corner. The scene is lit with bright, natural light, creating soft shadows and highlighting the textures of the wood and the petals. The text 'ALPHA VINYL' is overlaid in the center in a large, white, sans-serif font, with a thin white horizontal line underneath it.

ALPHA VINYL

PLANKS & TILES

COLLECTION
2020 - 2021

Discover	4	Alpha Vinyl: rigid high performance floors	5
		Three key reasons why Alpha Vinyl suits your needs	6
		Quick-Step's trends to watch	8

Collection	11	Choose your Alpha Vinyl floor	12
		Medium Planks	14
		Small Planks	18
		Tiles	20

Installation	23	Install your floor without hassle	24
		Easy installation	28
		Finish in style	29
		Worry-free maintenance	35
		Setting the stage for sustainability	36





Alpha Vinyl

Rigid high performance floors

The floor you choose for your home is crucial. Whether it is a new-build, or you are renovating a house you just bought, it is important to take time and get to know the different flooring options available. When it comes to style and practicality, a rigid vinyl floor is a very attractive option.

Thanks to our advanced technological improvements, more long-lasting floors have been developed and among these, Alpha Vinyl, our rigid vinyl floors, really deserve your attention.

Our rigid vinyl floors have what it takes. They can be installed on any surface, regular and irregular. They can take a hit thanks to its ultra-strong core. Moreover, the unique top layer makes our floor highly resistant to scratches and stains. And there is more, our advanced watertight click system ensures a fully waterproof floor. You no longer have to worry about harming your floor. Alpha Vinyl gives meaning to high performance floors.

Our rigid vinyl floors capture the beautiful look and feel of real wood and stone in stunning detail. Each person has different tastes and lifestyles, so we offer a wide variety of options in various shades, textures and colours. Alpha Vinyl's ability to replicate industrial styles and hardwood textures is undeniable. With our floors you can bring stylish designs and aesthetics to any room.

Three key reasons why Alpha Vinyl suits your needs

Nowadays, Alpha Vinyl is classified among the top choices for countless interior decorators and homeowners. Not surprising, considering its list of advantages.



AVMP40199

1. 100% waterproof with advanced watertight click

Our water-repellent technology combined with our advanced watertight click system ensures a fully waterproof floor. This is why Alpha Vinyl is not only easy to clean, but also the best choice for kitchens, bathrooms and other areas which are exposed to moisture.

Find all details for a correct and waterproof finish of your floor on p. 29 and in the installation instructions.



AVST40235

2. An ultra strong floor that handles all kinds of impact

Your flooring is constantly exposed to foot traffic, spills and scratches. When you invest in Alpha Vinyl, you invest in a strong, sturdy floor that fits your energetic lifestyle. Due to its ultra-strong core, our rigid vinyl floors can handle extreme situations. Heavy objects that accidentally drop onto your rigid vinyl floor won't leave a mark. Furthermore, all Alpha Vinyl floors feature an ultra-resistant top layer. As a result, the floor is scratch and stain-resistant. The extreme durability of the Alpha Vinyl makes sure you can really be yourself at home.

3. Can be installed on irregular surfaces

Because of the strength of Alpha Vinyl, in most cases you don't need to prepare your subfloor. They are ready to be installed in any home. Because of this, they are a great choice for renovation projects. On top of that, our Alpha Vinyl floors are exceptionally easy to install. They click in a heartbeat, could it be any easier?



AVMP40203

Quick-Step's trends to watch

"Interior design is constantly evolving. Inspired by architecture and design, we are continuously following the latest trends. The insights we gather form the basis of new and trendy décors as well as timeless classics in vinyl flooring."

CAROLINE MONBAILLIU, DESIGN MANAGER AT QUICK-STEP



IN TOUCH WITH NATURE

Our attraction to nature dissolves the boundaries between inside and outside. We invite the natural world into our houses through plants and flowers or natural shapes and colours. Perfection is replaced by authenticity. Green, in all its dimensions, is incorporated throughout the interior.

Medium Planks - Autumn oak chocolate - AVMP40199



CLASSIC LUXURY

Marble, gold, velvet, craftsmanship,... Luxury is here to stay, as are high quality materials. Marble, for example, continues to be popular for flooring, kitchen countertops, and accessories. Combine with a light, premium oak floor for an extra-luxurious touch.

Medium Planks - Botanic beige - AVMP40236

THE NATURE OF CONCRETE

Natural stone and concrete remain favourites. With Alpha Vinyl, the rough and coarse texture of concrete remains visible. This concrete look shows more imperfections and colour grades. A floor with a tough character. This floor compliments almost any interior style.

Tiles - Oxidized rock - AVST40235





ALPHA VINYL COLLECTION 2020







Choose your Alpha Vinyl floor







AVMP40104

Planks

Medium Planks

Dimensions:
149.4 x 20.9 cm

Thickness:
5 mm
Pack:
6 planks = 1.873 m²
Class:
33
Bevels:
4 genuine bevels 
Warranty:
25 years
Installation: 
Waterproof: 

Small Planks

Dimensions:
125.1 x 18.9 cm

Thickness:
5 mm
Pack:
9 planks = 2.128 m²
Class:
33
Bevels:
4 genuine bevels 
Warranty:
25 years
Installation: 
Waterproof: 

GENUINE BEVEL 

The genuine bevel fits the character of the floor perfectly. The colour and design of the plank are visible throughout the bevel.



WARRANTY

For more information about warranty, go to www.quick-step.co.uk



Tiles

Dimensions:
61 x 30.3 cm



Thickness:
5 mm


Pack:
10 tiles = 1.847 m²

Class:
33

Bevels:
4 genuine bevels 

Warranty:
25 years

Installation: 

Waterproof: 

Let us guide you to the perfect floor

ENTER THE FLOOREXPLORER

With so many flooring options to choose from, making the right decision can be a challenge. With our online FloorExplorer we'll guide you to a selection of floors that match your personal needs and style in just a few steps. Give it a try!

DISCOVER THE ROOMVIEWER

Having doubts about which Quick-Step floor suits your interior best? No problem! Thanks to the online RoomViewer you can preview any floor in your own interior to help you make the right choice. Try it yourself!

ORDER FLOOR SAMPLES ONLINE

Want to see what the floor of your choice would look like in reality, as well as how it matches with your furniture, wall colour,...? Order a floor sample on our website and see for yourself.

www.quick-step.co.uk

Medium Planks

MEDIUM PLANKS
149.4 x 20.9 cm x 5 mm



SMALL PLANKS



TILES



4 GENUINE BEVELS 



SNOW PINE

AVMP40204



COTTON OAK WHITE BLUSH

AVMP40200



SEA BREEZE OAK LIGHT

AVMP40079



SEA BREEZE OAK BEIGE

AVMP40080



BOTANIC BEIGE

AVMP40236



COTTON OAK BEIGE

AVMP40103



PURE OAK BLUSH

AVMP40097



AUTUMN OAK HONEY

AVMP40088



The genuine bevel fits the character of the floor perfectly. The colour and design of the plank are visible throughout the bevel.





COTTON OAK DEEP NATURAL

AVMP40203



PURE OAK HONEY

AVMP40098



COTTON OAK NATURAL

AVMP40104



BOTANIC SMOKED OAK

AVMP40238



COTTON OAK COLD GREY

AVMP40201



BOTANIC GREY

AVMP40237



COTTON OAK COZY GREY

AVMP40202



MORNING MIST PINE

AVMP40074

Please note: the printed designs only give an impression of the actual colour and nuances of the pattern. They are not fully representative of all the different nuances within the design.
For a representative view of the surface structure and bevels of a floor, please ask your dealer for more advice.



Order your floor samples
and floor online at
www.quick-step.co.uk

AVMP40202



SUNDOWN PINE

AVMP40075



AUTUMN OAK BROWN

AVMP40090



AUTUMN OAK CHOCOLATE

AVMP40199

Small Planks

MEDIUM PLANKS



SMALL PLANKS
125.1 x 18.9 cm x 5mm



TILES



4 GENUINE BEVELS 



CANYON OAK BEIGE

AVSP40038



CANYON OAK GREY WITH
SAW CUTS

AVSP40030



CLASSIC OAK NATURAL

AVSP40023



COTTAGE OAK NATURAL

AVSP40025



VINTAGE CHESTNUT NATURAL

AVSP40029



SILK OAK DARK GREY

AVSP40060



AVSP40029

ORDER YOUR FLOOR ONLINE

Convinced? Visit your nearest Quick-Step dealer or order directly from our webstore. You can also choose to pick up your order at your local dealer.

www.quick-step.co.uk

Tiles

MEDIUM PLANKS



SMALL PLANKS



TILES
61 x 30.3 cm x 5mm



4 GENUINE BEVELS 



MARBLE CARRARA WHITE

AVST40136



CORAL ROCK

AVST40232



CONCRETE ROCK

AVST40234



OXIDIZED ROCK

AVST40235



CINNAMON ROCK

AVST40233



VOLCANIC ROCK

AVST40231



BLACK SLATE

AVST40035





INSTALLATION HAS NEVER
BEEN THIS EASY



Install your floor without hassle

Do you want to install the floor yourself, or would you rather leave it to an expert? Anything is possible at Quick-Step.



Quick•Step® Master Installer: perfection without worry

Opt for professional installation by an accredited Quick-Step Master Installer. These Master Installers are trained at the Quick-Step Academy, the most exclusive training centre in the flooring industry.

WHY CHOOSE A QUICK•STEP® MASTER INSTALLER?

- Get the best end result with expert underlay selection and subfloor preparation.
- Make your floor stand out with advice on the correct installation direction.
- Enjoy a perfect finish, down to the last detail: skirtings, profiles and staircases are meticulously placed.
- Expert quality at the right price.
- A lifetime warranty* on the registered installation.

* The duration of the lifetime warranty is equal to the duration of the product warranty. More info: www.quick-step.co.uk




Do it yourself

When you've found your dream floor, you want it installed as quickly and smoothly as possible. The Quick-Step Uniclic® click system ensures a worry-free installation, even in tight corners and under radiators. On top of that, all Quick-Step vinyl floors can be installed over traditional underfloor heating. You can find everything you need to install your floor at Quick-Step, including tools and accessories.

Need some guidance? Check out our installation instructions and videos at www.quick-step.co.uk



A person is kneeling on a green mat, with their right hand resting on the floor. They are wearing light blue jeans and a plaid shirt. The mat has the text "TICK-STEP COMFORT" and "THIS SIDE UP" printed on it. The background is a blurred outdoor scene with green foliage.

EVERYTHING YOU NEED
FOR A PERFECT FLOORING EXPERIENCE

TICK-STEP COMFORT THIS SIDE UP

Easy installation

Underlays



COMFORT

Thickness: 1.15 mm Roll: 15 m²

This all-round underlay helps you to level the existing subfloor. The Comfort underlay is suitable for any room and absorbs the sound in combination with one of our vinyl floors.



HEAT

Thickness: 1.55 mm Roll: 10 m²

This underlay is suitable for rooms with direct sunlight, such as large panoramic windows reaching to the floor. Do you plan to install floor heating or cooling? Then our Heat underlay is an excellent choice. On top of that, it offers optimal noise reduction in the room in combination with one of our vinyl floors.



TRANSIT

Thickness: 1.20 mm Roll: 15 m²

The Transit underlay offers excellent noise reduction to neighboring rooms. Therefore, the Transit underlay is ideal for first floors and apartment floors.

Installation tool



INSTALLATION SET

Tapping block and cramp iron: to easily click planks together in hard-to-reach places.
Spacers: to provide an expansion joint (8 mm) between walls and floor.



Finish in style

Why choose Quick•Step® skirtings and profiles?

PERFECTLY MATCHING COLOURS

Our skirtings and profiles perfectly match the colour of every floor.

SCRATCH-RESISTANT TOP LAYER

Quick-Step skirtings and profiles are scratch-resistant and protected against everyday wear and tear.

QUICK•STEP® WARRANTY

They come with the same warranty as the floors.

Colour matched skirtings



STANDARD SKIRTING

240 x 5.8 x 1.2 cm
Installation method: One4All Glue

Use in combination with the PE Foamstrip, Hydrokit and Hydrostrip for a 100% waterproof finish.

Use the included plugs to connect skirtings, also at the corners. Plugs are also available separately (NEPLUG).



SCOTIA

240 x 1.7 x 1.7 cm
Installation method: One4All Glue

Use in combination with the PE Foamstrip, Hydrokit and Hydrostrip for a 100% waterproof finish.

Tools for a waterproof finish



PE FOAMSTRIP

15 m x 8 mm x 5 mm
Fill up expansion joints with the PE Foamstrip with adhesive backing.



HYDROKIT

310 ml
Transparent silicone for an invisible and waterproof skirting, profile and joint finish.
Average usage: 1 tube per 15 m.



HYDROSTRIP

15 m
Transparent strip on a roll for a waterproof finish of the standard skirting.



HYDROSTRIP

15 m
Transparent strip on a roll for a waterproof finish of the scotia.



Paintable skirting



WATERPROOF PAINTABLE SKIRTING

200 x 1.2 x 5.8 cm
Installation method: One4All Glue

TOOLS FOR A WATERPROOF FINISH OF YOUR PAINTABLE SKIRTING

Use the paintable skirting in combination with the PE Foamstrip and Hydrokit for a 100% waterproof finish.

See p. 29

Installation tools for skirtings



PLUGS

24 connections for inside and outside corners
+ 24 connections for straight stretches.

Only for standard skirtings.



ONE4ALL GLUE

290 ml

Install your skirtings against the wall with the One4All Glue.
Average usage: 1 tube per 15m of skirtings.

Finishing tools



COLOUR MATCHED KIT

310 ml

This elastic, acrylic-based paste is the ideal solution to fill joints between skirtings and wall. Available in matching colours.
Average usage: 1 tube per 30 m² room.



PIPE COVERS

2 pcs

Properly finish pipes and heating components.
Available in inside diameter sizes of 15 mm and 22 mm.

Profiles

Incizo® profile: 1 profile, 5 applications

Quick-Step's Incizo® profile is a multifunctional finishing tool that can be used to finish your floor and stairs in matching colours. Simply cut the Incizo® basic profile to the desired shape with the supplied Incizo® knife.

INCIZO® PROFILE

200 x 4.5 x 0.8 cm
Contents: 1 Incizo® profile, 1 Incizo® knife, 1 plastic rail.

APPLICATION 1

Connect two floors
of different heights.



APPLICATION 2

Connect two floors
of the same height.



APPLICATION 3

Cut the profile in half to finish your floor along walls or windows and cover twice the distance with a single profile.



APPLICATION 4

Create a nice transition between your Alpha Vinyl floor and other flooring types or finish along sliding windows.



APPLICATION 5

The Incizo® profile also allows you to finish your stairs in the flooring of your choice. For this application you need the Incizo® profile and an aluminium sub-profile.



INCIZO® ALUMINIUM SUB-PROFILE
FOR STAIRS

200 x 3.3 x 1.7 cm



Aluminium finishing profiles



VINYL EXPANSION PROFILE
200 x 3.65 x 0.40 cm
For commercial spaces.



VINYL EXPANSION PROFILE
200 x 3.25 x 0.75 cm



VINYL ADAPTER PROFILE
200 x 2.7 x 0.75 cm
For commercial spaces.



VINYL ADAPTER PROFILE
200 x 3.1 x 0.85 cm



VINYL END PROFILE
200 x 1.65 x 0.8 cm
For commercial spaces.



VINYL END PROFILE
200 x 2.4 x 0.85 cm



Worry-free maintenance

EASY MAINTENANCE FOR MAXIMUM VALUE

Quick-Step cleaning products are specifically developed for our floors. They cleanse the surface withoroughly and safeguard its original appearance to maximise that 'new floor' experience.

For detailed maintenance instructions, visit www.quick-step.co.uk

Maintenance



CLEANING PRODUCT 2.5 L

Average usage: 37 cleaning sessions.



CLEANING PRODUCT 1 L

Average usage: 15 cleaning sessions.



CLEANING KIT

Mop holder with water tank and handy lever to easily moisten and mop your floor. Also includes a cleanable microfiber mop and one litre of Quick-Step cleaning product.



CLEANABLE MICROFIBRE MOP



REPAIR KIT

Easily repair light damage in the original colour. It assures that your floor is protected again. Find detailed instructions at www.quick-step.co.uk

Setting the stage for sustainability

Everyday, UNILIN – the company behind Quick-Step – pushes the boundaries of what it means to be a flooring brand. Apart from making our floors as beautiful and enduring as possible, we also strive to make them as sustainable as possible, and to minimise our ecological impact in every way we can. Just like you, we are convinced that a world of beauty is a world where we respect and treasure our natural resources.

This means we're not just mindful of how we source our raw materials, but also how we provide energy for production. In many UNILIN factories, end-of-life wood waste is the primary energy source.

A SOFT SPOT FOR NATURE

Quick-Step Alpha Vinyl flooring isn't just a pleasure to walk on – it also has a soft spot for nature. Therefore, all internal waste is re-used and we aim to use energy from renewable sources as much as possible. Furthermore, because every floor is completely ortho-phthalate free, you can breathe easily in the comfort that you've made an excellent choice.



THE CREDENTIALS OF OUR FLOORING

To provide you with maximum value, Quick-Step Alpha Vinyl floors adhere to the most stringent quality and sustainability labels.



M1

The lowest possible emission class, indicating that our floors don't emit any toxic substances and thus require no extra ventilation. It also means our products are odour-free.



LEED

Globally applied building classification programme for low-emission products.



A+

Best accreditation for indoor air quality.



A MEMBER OF THE MMFA

The Multilayer Modular Flooring Association is the leading organization of flooring manufacturers and their suppliers in Europe.



VINYL FLEX

PLANKS & TILES

COLLECTION
2020 - 2021

Discover

4	Vinyl Flex: floors for great comfort	5
	Three reasons why Vinyl Flex suits your needs	6
	Quick-Step's trends to watch	8

Collection

11	Choose your Vinyl Flex floor	12
	Pulse	16
	Balance	20
	Ambient	24

Installation

27	Install your floor without hassle	28
	Easy installation	32
	Finish in style	34
	Worry-free maintenance	42
	Setting the stage for sustainability	43





Vinyl Flex

Floors for great comfort

Are you renovating or building a new home? Then you have many different decisions to make. Decisions based on price, quality, durability, material or colour. The list is endless. The choice of a floor is also important. This choice will contribute largely to the final look of your interior. Vinyl Flex floors combine aesthetics with great comfort.

Our flexible vinyl floors offer exceptional comfort and are a real pleasure to walk on. The floors are soft, silent and look great. The Vinyl Flex collection consists of natural-looking wood and concrete designs, each with its authentic character. In this way, your home is always up to date, no matter what the current trend may be.

The protective top layer of these floors ensures their resistance to stains, scratches, and water, which makes our Vinyl Flex floors suitable for any room in your home. Are you a fan of DIY? You will be happy to know Vinyl Flex can easily be installed yourself. Both planks and tiles are easy to cut and install. Whether you choose a click or glue installation, you'll be enjoying your new floor in no time.

Looking for an even better performing floor? Our Alpha Vinyl collection has what it takes. These rigid vinyl floors, can be installed on any surface and are extremely strong. Thanks to their super-resistant top layer, they can really take a punch. With our Alpha Vinyl and Vinyl Flex floors, you have several options to consider. Go, explore and find the floor suited to your needs!

Three reasons why Vinyl Flex suits your needs

In order to simplify your choice, we have listed the most important benefits. Discover why Vinyl Flex is the best option for your home.



AMCL40137

1. Soft & silent floors

With Vinyl Flex you have a comfortable floor: warm feet from the moment you wake up, and a soft touch when you kick off those work shoes in the evening. Our flexible floors are a pleasure to walk on. Would you rather keep your shoes on? Its sound absorbing qualities guarantee a pleasant acoustic experience.



PUCL40080

2. A scratch- and stain-resistant surface

The sealed top layer of the Vinyl Flex floors features our revolutionary Stain and Scratch Guard technology. This keeps your floor spotless and keeps scratches, dirt and even scuff marks at bay. Moreover, our flexible vinyl floors are waterproof, which makes them suitable for any room in the house.

Are you looking for a floor that is even more solid? Then take a closer look at our Alpha Vinyl collection. This rigid high performance floor will surprise you with its possibilities.

3. Instant enjoyment through effortless installation

With a proper preparation the ultra thin Vinyl Flex floors can be installed easily, even on top of an existing floor. Both our planks and tiles are easy to cut with a knife. Moreover, our Vinyl Flex floors offer unlimited installation without the need for expansion profiles, resulting in a clean, finished look. Whether you choose a click or glue installation, your new Vinyl Flex floor will brighten up your home in no time.



BACL40158

Quick-Step's trends to watch

"Interior design is constantly evolving. Inspired by architecture and design, we are continuously following the latest trends. The insights we gather form the basis of new and trendy décors as well as timeless classics in vinyl flooring."

CAROLINE MONBAILLIU, DESIGN MANAGER AT QUICK-STEP



THE NATURE OF CONCRETE

Nowadays, concrete will find its way into any interior. The choice within concrete is very versatile. The colour and tones of the Vinyl Flex concrete tiles are soft and the textures are smooth and polished. Contrary to the characteristics of concrete, Vinyl Flex is different and will surprise you with its looks. Thanks to its unique composition, even our concrete tiles feel soft and warm.

Ambient - Minimal light grey - AMCL40139



PURITY

In a busy world, we crave security and calmness. Light, neutral colours and tactile, hand-made materials are predominant ways to achieve tranquillity and simplicity.

Pulse - Pure oak blush - PUCL40097

SOFTNESS AND TACTILITY

Our home is the place where we can truly be ourselves. We want to take a break and unwind from the hectic world outside. Coming home to a peaceful environment, with soft and pastel tones, where we take off our shoes and feel the softness underneath our bare feet. By combining soft textures with soft colours, we create spaces of serenity, so we are able to recharge and face the next day with new energy.

Pulse - Cotton oak white blush - PUCL40200





Choose your Vinyl Flex floor



Pulse

The long and wide dimensions of Pulse provide the ultimate luxurious flooring experience. Its V-grooved panels create a spacious ambiance, while the matching structures on several designs enhance the authentic effect.

GLUE+

For installation on levelled subfloors and levelled walls.

Dimensions:
151.5 x 21.7 cm



Thickness:
2.5 mm

Pack:
11 planks = 3.616 m²

Class:
33

Bevels:
Modern microbevel  or rustic microbevel 

Warranty:
25 years

Installation:
Unlimited installation in length and width
Glued down installation

CLICK/CLICK+

For installation on slightly uneven surfaces or old tiles with grouts not exceeding 4 mm in width and 1 mm in depth.



Dimensions:
151 x 21 cm



Thickness:
4.5 mm

Pack:
7 planks = 2.220 m²

Class:
Click 32 / Click+ 33

Bevels:
Modern microbevel  or rustic microbevel 

Warranty:
Click 20 years / Click+ 25 years

Installation:
Unlimited installation in length and width



Tired of your ugly, worn-out tile floor with big grouts? Then make a safe choice and discover the Quick-Step Alpha Vinyl collection*.

* For installation on uneven surfaces or old tiles with grouts up to 5 mm in width and 2 mm in depth.



BACL40127

Balance

Balance combines rustic and modern designs; from sleek, elegant structures to intense, heavy-grained wood structures. To enhance their life-like appearance, several Balance designs feature matching structures.

GLUE+

For installation on levelled subfloors and levelled walls.

Dimensions:
125.6 x 19.4 cm



Thickness:
2.5 mm

Pack:
15 planks = 3.655 m²

Class:
33

Bevels:
Modern microbevel 

Warranty:
25 years

Installation:
Unlimited installation in length and width
Glued down installation

CLICK/CLICK+

For installation on slightly uneven surfaces or old tiles with grouts not exceeding 4 mm in width and 1 mm in depth.

Dimensions:
125.1 x 18.7 cm



Thickness:
4.5 mm

Pack:
9 planks = 2.105 m²

Class:
Click 32 / Click+ 33

Bevels:
Modern microbevel 

Warranty:
Click 20 years / Click+ 25 years

Installation:
Unlimited installation in length and width



CLASS 32

For residential use. Normal, daily use in ordinary living spaces.

CLASS 33

For commercial use and high traffic residential use. Extra wear-resistant floors for areas with higher usage.

WARRANTY

For more information about warranty, go to www.quick-step.co.uk

Tired of your ugly, worn-out tile floor with big grouts? Then make a safe choice and discover the Quick-Step Alpha Vinyl collection*.

* For installation on uneven surfaces or old tiles with grouts up to 5 mm in width and 2 mm in depth.



AMCL40140

Ambient

This collection features an expressive, tactile structure and fascinating colour variations. The V-grooved tiles radiate spaciousness and authenticity. Choose the nano-bevelled version for a more minimalist, modern look.

GLUE+

For installation on levelled subfloors and levelled walls.

Dimensions:
130.5 x 32.7 cm



Thickness:
2.5 mm

Pack:
9 planks = 3.841 m²

Class:
33

Bevels:
Modern microbevel  or nano bevel 

Warranty:
25 years

Installation:
Unlimited installation in length and width
Glued down installation

CLICK/CLICK+

For installation on slightly uneven surfaces or old tiles with grouts not exceeding 4 mm in width and 1 mm in depth.

Dimensions:
130 x 32 cm



Thickness:
4.5 mm

Pack:
5 planks = 2.080 m²

Class:
Click 32 / Click+ 33

Bevels:
Modern microbevel  or nano bevel 

Warranty:
Click 20 years / Click+ 25 years

Installation:
Unlimited installation in length and width



AMBIENT TILE WITH NANO BEVEL



AMBIENT TILE WITH MODERN MICROBEVEL



Tired of your ugly, worn-out tile floor with big grouts? Then make a safe choice and discover the Quick-Step Alpha Vinyl collection*.

* For installation on uneven surfaces or old tiles with grouts up to 5 mm in width and 2 mm in depth.

Let us guide you to the perfect floor

ENTER THE FLOOREXPLORER

With so many flooring options to choose from, making the right decision can be a challenge. With our online FloorExplorer we'll guide you to a selection of floors that match your personal needs and style in just a few steps. Give it a try!

DISCOVER THE ROOMVIEWER

Having doubts about which Quick-Step floor suits your interior best? No problem! Thanks to the online RoomViewer you can preview any floor in your own interior to help you make the right choice. Try it yourself!


ORDER FLOOR SAMPLES ONLINE

Want to see what the floor of your choice would look like in reality, as well as how it matches with your furniture, wall colour,...? Order a floor sample on our website and see for yourself.

www.quick-step.co.uk


MODERN MICROBEVEL

The bevel defines plank edges resulting in a clean, modern look.





RUSTIC MICROBEVEL

Distinctive, dark-coloured bevel to emphasise the floor's rustic and reclaimed character.



NANO BEVEL

Fine nano-bevelled edges offer the look of a minimalistic, modern floor.



Pulse

GLUE+	CLICK/CLICK+
151.5 x 21.7 cm x 2.5 mm	151 x 21 cm x 4.5 mm

The long and wide dimensions of Pulse provide the ultimate luxurious flooring experience. Its V-grooved panels create a spacious ambiance, while the matching structures on several designs enhance the authentic effect.

MODERN MICROBEVEL



SNOW PINE

Glue+:	PUGP40204
Click:	PUCL40204
Click+:	PUCP40204



COTTON OAK WHITE BLUSH

Glue+:	PUGP40200
Click:	PUCL40200
Click+:	PUCP40200



SEA BREEZE OAK LIGHT

Glue+:	PUGP40079
Click:	PUCL40079
Click+:	PUCP40079



COTTON OAK COLD GREY

Glue+:	PUGP40201
Click:	PUCL40201
Click+:	PUCP40201



SEA BREEZE OAK BEIGE

Glue+:	PUGP40080
Click:	PUCL40080
Click+:	PUCP40080



SAND STORM OAK WARM GREY

Glue+:	PUGP40083
Click:	PUCL40083
Click+:	PUCP40083



MORNING MIST PINE

Glue+:	PUGP40074
Click:	PUCL40074
Click+:	PUCP40074



AUTUMN OAK WARM GREY

Glue+:	PUGP40089
Click:	PUCL40089
Click+:	PUCP40089



COTTON OAK WARM GREY

Glue+:	PUGP40105
Click:	PUCL40105
Click+:	PUCP40105



COTTON OAK GREY WITH
SAW CUTS

Glue+:	PUGP40106
Click:	PUCL40106
Click+:	PUCP40106



COTTON OAK COZY GREY

Glue+:	PUGP40202
Click:	PUCL40202
Click+:	PUCP40202



COTTON OAK BEIGE

Glue+:	PUGP40103
Click:	PUCL40103
Click+:	PUCP40103



AUTUMN OAK LIGHT NATURAL

Glue+:	PUGP40087
Click:	PUCL40087
Click+:	PUCP40087

ORDER YOUR FLOOR ONLINE

Convinced? Visit your nearest Quick-Step dealer or order directly from our webstore. You can also choose to pick up your order at your local dealer.

www.quick-step.co.uk



PUCL40200

Please note: the printed designs only give an impression of the actual colour and nuances of the pattern. They are not fully representative of all the different nuances within the design. For a representative view of the surface structure and bevels of a floor, please ask your dealer for more advice.

MODERN MICROBEVEL



PURE OAK BLUSH

Glue+:	PUGP40097
Click:	PUCL40097
Click+:	PUCP40097



SEA BREEZE OAK NATURAL

Glue+:	PUGP40081
Click:	PUCL40081
Click+:	PUCP40081



COTTON OAK NATURAL

Glue+:	PUGP40104
Click:	PUCL40104
Click+:	PUCP40104



COTTON OAK DEEP NATURAL

Glue+:	PUGP40203
Click:	PUCL40203
Click+:	PUCP40203



AUTUMN OAK HONEY

Glue+:	PUGP40088
Click:	PUCL40088
Click+:	PUCP40088



PURE OAK HONEY

Glue+:	PUGP40098
Click:	PUCL40098
Click+:	PUCP40098



PICNIC OAK OCHRE

Glue+:	PUGP40093
Click:	PUCL40093
Click+:	PUCP40093



AUTUMN OAK BROWN

Glue+:	PUGP40090
Click:	PUCL40090
Click+:	PUCP40090



SAND STORM OAK BROWN

Glue+:	PUGP40086
Click:	PUCL40086
Click+:	PUCP40086



VINEYARD OAK BROWN

Glue+:	PUGP40078
Click:	PUCL40078
Click+:	PUCP40078



AUTUMN OAK CHOCOLATE

Glue+:	PUGP40199
Click:	PUCL40199
Click+:	PUCP40199



PUCL40104

Order your floor samples and floor
online at www.quick-step.co.uk

RUSTIC MICROBEVEL 



PICNIC OAK WARM NATURAL

Glue+:	PUGP40094
Click:	PUCL40094
Click+:	PUCP40094



SUNDOWN PINE

Glue+:	PUGP40075
Click:	PUCL40075
Click+:	PUCP40075

Balance

GLUE+	CLICK/CLICK+
125.6 x 19.4 cm x 2.5 mm	125.1 x 18.7 cm x 4.5 mm

Balance combines rustic and modern designs, from sleek, elegant structures to intense, heavy-grained wood structures. To enhance their life-like appearance, several Balance designs feature matching structures.

MODERN MICROBEVEL



CANYON OAK LIGHT WITH SAW CUTS	
Glue+:	BAGP40128
Click:	BACL40128
Click+:	BACP40128



VELVET OAK LIGHT	
Glue+:	BAGP40157
Click:	BACL40157
Click+:	BACP40157



CANYON OAK BEIGE	
Glue+:	BAGP40038
Click:	BACL40038
Click+:	BACP40038



SILK OAK LIGHT	
Glue+:	BAGP40052
Click:	BACL40052
Click+:	BACP40052



CANYON OAK GREY WITH SAW CUTS	
Glue+:	BAGP40030
Click:	BACL40030
Click+:	BACP40030



VELVET OAK BEIGE	
Glue+:	BAGP40158
Click:	BACL40158
Click+:	BACP40158



SELECT OAK LIGHT

Glue+:	BAGP40032
Click:	BACL40032
Click+:	BACP40032



DRIFT OAK BEIGE

Glue+:	BAGP40018
Click:	BACL40018
Click+:	BACP40018



SILK OAK WARM NATURAL

Glue+:	BAGP40130
Click:	BACL40130
Click+:	BACP40130



CLASSIC OAK NATURAL

Glue+:	BAGP40023
Click:	BACL40023
Click+:	BACP40023





SELECT OAK NATURAL

Glue+:	BAGP40033
Click:	BACL40033
Click+:	BACP40033



CANYON OAK NATURAL

Glue+:	BAGP40039
Click:	BACL40039
Click+:	BACP40039



COTTAGE OAK NATURAL

Glue+:	BAGP40025
Click:	BACL40025
Click+:	BACP40025



VINTAGE CHESTNUT NATURAL

Glue+:	BAGP40029
Click:	BACL40029
Click+:	BACP40029



VICTORIAN OAK NATURAL

Glue+:	BAGP40156
Click:	BACL40156
Click+:	BACP40156



VELVET OAK SAND

Glue+:	BAGP40159
Click:	BACL40159
Click+:	BACP40159



CANYON OAK LIGHT BROWN
WITH SAW CUTS

Glue+:	BAGP40031
Click:	BACL40031
Click+:	BACP40031



CANYON OAK DARK BROWN
WITH SAW CUTS

Glue+:	BAGP40059
Click:	BACL40059
Click+:	BACP40059



CANYON OAK BROWN

Glue+:	BAGP40127
Click:	BACL40127
Click+:	BACP40127



VELVET OAK BROWN

Glue+:	BAGP40160
Click:	BACL40160
Click+:	BACP40160



SILK OAK DARK GREY

Glue+:	BAGP40060
Click:	BACL40060
Click+:	BACP40060



COTTAGE OAK DARK BROWN

Glue+:	BAGP40027
Click:	BACL40027
Click+:	BACP40027

Ambient

GLUE+

130.5 x 32.7 cm x 2.5 mm

CLICK/CLICK+

130 x 32 cm x 4.5 mm

This collection features an expressive, tactile structure and fascinating colour variations. The V-grooved tiles radiate spaciousness and authenticity. Choose the nano-bevelled version for a more minimalist, modern look.

NANO BEVEL



MARBLE CARRARA WHITE

Glue+:	AMGP40136
Click:	AMCL40136
Click+:	AMCP40136



MINIMAL LIGHT GREY

Glue+:	AMGP40139
Click:	AMCL40139
Click+:	AMCP40139




MINIMAL TAUPE

Glue+:	AMGP40141
Click:	AMCL40141
Click+:	AMCP40141



MINIMAL MEDIUM GREY

Glue+:	AMGP40140
Click:	AMCL40140
Click+:	AMCP40140





CREAM TRAVERTIN

Glue+:	AMGP40046
Click:	AMCL40046
Click+:	AMCP40046



LIGHT GREY TRAVERTIN

Glue+:	AMGP40047
Click:	AMCL40047
Click+:	AMCP40047



VIBRANT SAND

Glue+:	AMGP40137
Click:	AMCL40137
Click+:	AMCP40137



VIBRANT MEDIUM GREY

Glue+:	AMGP40138
Click:	AMCL40138
Click+:	AMCP40138




GREY SLATE

Glue+:	AMGP40034
Click:	AMCL40034
Click+:	AMCP40034



BLACK SLATE

Glue+:	AMGP40035
Click:	AMCL40035
Click+:	AMCP40035



Install Quick-Step® Vinyl Flex on walls

Did you know that Quick-Step flexible vinyl flooring can be glued to wall surfaces as well? This makes it possible to extend the esthetics of your floor to one or more walls of your interior, for a unique and stylish sense of space.



INSTALLATION HAS NEVER
BEEN THIS EASY



Install your floor without hassle

Do you want to install the floor yourself, or would you rather leave it to an expert? Anything is possible at Quick-Step.



Quick-Step® Master Installer: perfection without worry

Opt for professional installation by an accredited Quick-Step Master Installer. These Master Installers are trained at the Quick-Step Academy, the most exclusive training centre in the flooring industry.

WHY CHOOSE A QUICK-STEP® MASTER INSTALLER?

- Get the best end result with expert underlay selection and subfloor preparation.
- Make your floor stand out with advice on the correct installation direction.
- Enjoy a perfect finish, down to the last detail: skirtings, profiles and staircases are meticulously placed.
- Expert quality at the right price.
- A lifetime warranty* on the registered installation.

* The duration of the lifetime warranty is equal to the duration of the product warranty. More info: www.quick-step.co.uk



Do it yourself

When you've found your dream floor, you want it installed as quickly and smoothly as possible. Depending on your specific situation, you can choose floating installation or glue down your planks. The Quick-Step Uniclic® Multifit click system ensures a worry-free installation, even in tight corners and under radiators. On top of that, all Quick-Step vinyl floors can be installed over traditional underfloor heating. You can find everything you need to install your floor at Quick-Step, including tools, glue and accessories.

Need some guidance? Check out our installation instructions and videos at www.quick-step.co.uk



/// QUICRETE
quicrete.com

A person is kneeling on a green mat, demonstrating its use for flooring installation. The person is wearing a plaid shirt, light blue jeans, and white sneakers. Their right hand is flat on the mat, and their left knee is pressed against it. The background shows a blurred outdoor scene with trees and foliage.

EVERYTHING YOU NEED
FOR A PERFECT FLOORING EXPERIENCE

K-STEP™ THIS SIDE UP
FORT

K-STEP™

Easy installation

Floating or glued down: the choice is yours

When laying your new Quick-Step flexible vinyl floor, you can opt for floating or glued-down installation.

For floating installation, picking the right underlay is an absolute must, as it will have a major impact on the final look, quality and comfort of your floor. You can also opt for our 'glued-down' method. In that case, all you need is our Quick-Step Glue and trowel for flexible vinyl floors.

Floating installation: Quick•Step® underlays

Choosing the right underlay is key for the final result of a floating installation. Quick-Step's easy-to-install underlays provide a stable base for the Uniclic® Multifit system. They also:

- level the subfloor and even small irregularities;
- provide excellent acoustic insulation and reduce creaking noises;
- are compatible with traditional underfloor heating and/or cooling.




COMFORT

Thickness: 1.15 mm

Roll: 15 m²

This all-round underlay helps you to level the existing subfloor. The Comfort underlay is suitable for any room and absorbs the sound in combination with one of our vinyl floors.




HEAT

Thickness: 1.55 mm

Roll: 10 m²

This underlay is suitable for rooms with direct sunlight, such as large panoramic windows reaching to the floor. Do you plan to install floor heating or cooling? Then our Heat underlay is an excellent choice. On top of that, it offers optimal noise reduction in the room in combination with one of our vinyl floors.



TRANSIT

Thickness: 1.20mm

Roll: 15 m²

The Transit underlay offers excellent noise reduction to neighboring rooms. Therefore, the Transit underlay is ideal for first floors and apartment floors.

Glued-down installation

Quick-Step Vinyl's Glue+ ranges are designed for glued-down installation. Our high-quality Vinyl Glue is developed especially for vinyl flooring, as it:

- spreads easily;
- guarantees fast adhesion;
- is damp-proof;
- is compatible with traditional underfloor heating and/or cooling;
- can be used for vertical installation on dry walls.



VINYL GLUE

6 kg for $\pm 20 \text{ m}^2$

15 kg for $\pm 50 \text{ m}^2$

Before you get started, check if the glue adheres to the subfloor.



VINYL GLUE TROWEL (A2)

For a perfect glue distribution.

Installation tools



VINYL INSTALLATION TOOL

Use the cramp iron for hard-to-reach places and to easily cut vinyl planks to size.



VINYL KNIFE

Incl. 6 blades

1 refill pack contains 40 blades.



STARTERSKIT

Includes: Quick-Step knife, installation tool and cleaning product.

Finish in style

Why choose Quick•Step® skirtings and profiles?

PERFECTLY MATCHING COLOURS

Our skirtings and profiles perfectly match the colour of every floor.

SCRATCH-RESISTANT TOP LAYER

Quick-Step skirtings and profiles are scratch-resistant and protected against everyday wear and tear.

QUICK•STEP® WARRANTY

They come with the same warranty as the floors.



Colour matched skirtings



STANDARD SKIRTING

240 x 5.8 x 1.2 cm
Installation method: One4All Glue

Use in combination with the Hydrostrip
for a waterproof finish of your skirting.

Use the included plugs to connect skirtings, also at the
corners. Plugs are also available separately (NEPLUG).




SCOTIA

240 x 1.7 x 1.7 cm
Installation method: One4All Glue

Use in combination with the Hydrostrip
for a waterproof finish of your skirting.


Tools for a waterproof finish of your skirting



HYDROSTRIP

15 m

Transparent strip on a roll for a waterproof finish
of the standard skirting.



HYDROSTRIP

15 m

Transparent strip on a roll for a waterproof finish
of the scotia.



Paintable skirting



WATERPROOF PAINTABLE SKIRTING

200 x 1.2 x 5.8 cm
Installation method: One4All Glue

Installation tools
for skirtings



ONE4ALL GLUE

290 ml
Install your skirtings against the wall
with the One4All Glue.
Average usage: 1 tube per 15m of skirtings.



PLUGS

24 connections for inside and outside corners +
24 connections for straight stretches.
Only for standard skirtings.

Finishing tools



COLOUR MATCHED KIT

310 ml
This elastic, acrylic-based paste is the ideal solution
to fill joints between skirtings and wall. Available in
matching colours.
Average usage: 1 tube per 30 m² room.



PIPE COVERS

2 pcs
Properly finish pipes and heating components.
Available in inside diameter sizes of 15 mm and 22 mm.

Profiles

Incizo® profile: 1 profile, 5 applications

Quick-Step's Incizo® profile is a multifunctional finishing tool that can be used to finish your floor and stairs in matching colours. Simply cut the Incizo® basic profile to the desired shape with the supplied Incizo® knife.

INCIZO® PROFILE

200 x 4.5 x 0.8 cm
Contents: 1 Incizo® profile, 1 Incizo® knife, 1 plastic rail.

APPLICATION 1

Connect two floors of different heights.



APPLICATION 2

Connect two floors of the same height.



APPLICATION 3

Cut the profile in half to finish your floor along walls or windows and cover twice the distance with a single profile.



APPLICATION 4

Create a nice transition between your Vinyl Flex floor and other flooring types or finish along sliding windows.



APPLICATION 5

The Incizo® profile also allows you to finish your stairs in the flooring of your choice. For this application you need the Incizo® profile and an aluminium sub-profile.



INCIZO® ALUMINIUM SUB-PROFILE
FOR STAIRS

200 x 3.3 x 1.7 cm



Aluminium finishing profiles



VINYL EXPANSION PROFILE

200 x 3.65 x 0.40 cm

For commercial spaces.



VINYL EXPANSION PROFILE

200 x 3.25 x 0.75 cm



VINYL ADAPTER PROFILE

200 x 2.7 x 0.75 cm

For commercial spaces.



VINYL ADAPTER PROFILE

200 x 3.1 x 0.85 cm



VINYL END PROFILE

200 x 1.65 x 0.8 cm

For commercial spaces.



VINYL END PROFILE

200 x 2.4 x 0.85 cm





MULTIFUNCTIONAL PROFILE

186 x 4.7 x 1.6 cm

To bridge height differences up to 12.3 mm.



Metal finishing profiles for stairs



STAIR PROFILE INSIDE CORNER

200 x 2.5 x 2.5 cm

Use Vinyl Glue to secure the floor to your stairs.
Compatible with Quick-Step's Vinyl Glue+ ranges.



STAIR PROFILE OUTSIDE CORNER

200 x 2.6 x 4 cm

Use Vinyl Glue to secure the floor to your stairs.
Compatible with Quick-Step's Vinyl Glue+ ranges.



STAIR PROFILE UPPER STEP

200 x 1.5 x 3 cm

Use Vinyl Glue to secure the floor vertically to your stairs. The horizontal planks slide into the profile.
Compatible with Quick-Step's Vinyl Click ranges.

Worry-free maintenance

EASY MAINTENANCE FOR MAXIMUM VALUE

Quick-Step cleaning products are specifically developed for our floors. They cleanse the surface thoroughly and safeguard its original appearance to maximise that ‘new floor’ experience.

For detailed maintenance instructions, visit www.quick-step.co.uk

Maintenance



CLEANING PRODUCT 2.5 L

Average usage: 37 cleaning sessions.



CLEANING PRODUCT 1 L

Average usage: 15 cleaning sessions.



CLEANING KIT

Mop holder with water tank and handy lever to easily moisten and mop your floor. Also includes a cleanable microfiber mop and one litre of Quick-Step cleaning product.



CLEANABLE MICROFIBRE MOP



REPAIR KIT

Easily repair light damage in the original colour. It assures that your floor is protected again.
Find detailed instructions at www.quick-step.co.uk

Setting the stage for sustainability

Everyday, UNILIN -the company behind Quick-Step- pushes the boundaries of what it means to be a flooring brand. Apart from making our floors as beautiful and enduring as possible, we also strive to make them as sustainable as possible, and to minimise our ecological impact in every way we can. Just like you, we are convinced that a world of beauty is a world where we respect and treasure our natural resources.

This means we’re not just mindful of how we source our raw materials, but also how we provide energy for production. In many UNILIN factories, end-of-life wood waste is the primary energy source.

A SOFT SPOT FOR NATURE

Quick-Step Vinyl Flex isn’t just a pleasure to walk on – it also has a soft spot for nature. Therefore, all internal waste is re-used and we aim to use energy from renewable sources as much as possible. Furthermore, because every floor is completely ortho-phthalate free, you can breathe easily in the comfort that you’ve made an excellent choice.

THE CREDENTIALS OF OUR FLOORING

To provide you with maximum value, Quick-Step flexible vinyl floors adhere to the most stringent quality and sustainability labels.



M1
The lowest possible emission class, indicating that our floors don’t emit any toxic substances and thus require no extra ventilation. It also means our products are odour-free.



LEED
Globally applied building classification programme for low-emission products.



A+
Best accreditation for indoor air quality.



A MEMBER OF THE MMFA
The Multilayer Modular Flooring Association is the leading organization of flooring manufacturers and their suppliers in Europe.

